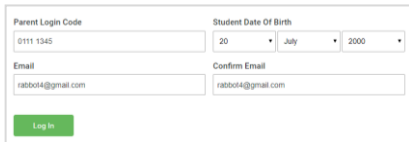


Parents' Guide for Booking Appointments

Browse to <https://tnha.parentseveningsystem.co.uk/>

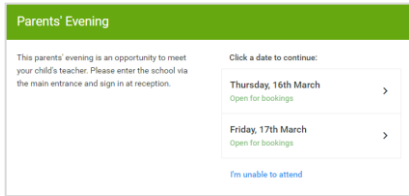


Parent Login Code: 0111 1345
Student Date Of Birth: 20 July 2000
Email: rabbot4@gmail.com
Confirm Email: rabbot4@gmail.com
Log In

Step 1: Login

Fill out the details on the page then click the *Log In* button. A confirmation of your appointments will be sent to the email address you provide.

Enter your unique login code shared by the school.

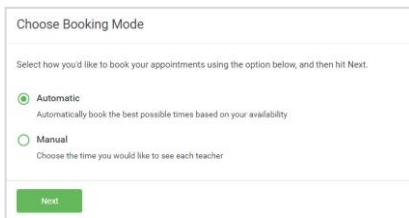


Parents' Evening
This parents' evening is an opportunity to meet your child's teacher. Please enter the school via the main entrance and sign in at reception.
Click a date to continue:
Thursday, 16th March
Open for bookings
Friday, 17th March
Open for bookings
I'm unable to attend

Step 2: Select Parents' Evening

Click on the date you wish to book.

Unable to make all of the dates listed? Click *I'm unable to attend*.

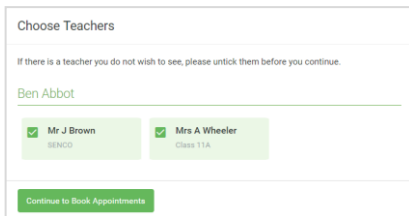


Choose Booking Mode
Select how you'd like to book your appointments using the option below, and then hit Next.
Automatic: Automatically book the best possible times based on your availability
Manual: Choose the time you would like to see each teacher
Next

Step 3: Select Booking Mode

Choose *Automatic* if you'd like the system to suggest the shortest possible appointment schedule based on the times you're available to attend. To pick the times to book with each teacher, choose *Manual*. Then press *Next*.

We recommend choosing the automatic booking mode when browsing on a mobile device.

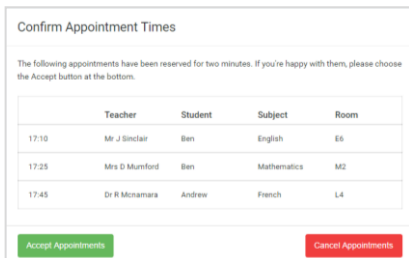


Choose Teachers
If there is a teacher you do not wish to see, please uncheck them before you continue.
Ben Abbot
Mr J Brown (SENCO)
Mrs A Wheeler (Class 11A)
Continue to Book Appointments

Step 4: Choose Teachers

If you chose the automatic booking mode, drag the sliders at the top of the screen to indicate the earliest and latest you can attend.

Select the teachers you'd like to book appointments with. A green tick indicates they're selected. To de-select, click on their name.

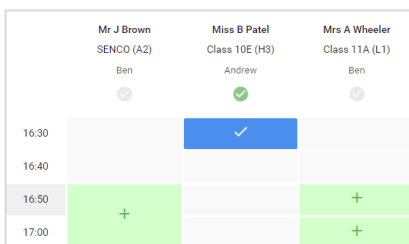


Confirm Appointment Times
The following appointments have been reserved for two minutes. If you're happy with them, please choose the Accept button at the bottom.
Table with 5 columns: Time, Teacher, Student, Subject, Room
17:10 Mr J Sinclair Ben English E6
17:25 Mrs D Mumford Ben Mathematics M2
17:45 Dr R Monama Andrew French L4
Accept Appointments Cancel Appointments

Step 5a (Automatic): Book Appointments

If you chose the automatic booking mode, you'll see provisional appointments which are held for 2 minutes. To keep them, choose *Accept* at the bottom left.

If it wasn't possible to book every selected teacher during the times you are able to attend, you can either adjust the teachers you wish to meet with and try again, or switch to manual booking mode (Step 5b).




Mr J Brown (SENCO (A2)) Ben
Miss B Patel (Class 10E (H3)) Andrew
Mrs A Wheeler (Class 11A (L1)) Ben
16:30
16:40
16:50
17:00

Step 5b (Manual): Book Appointments

Click any of the green cells to make an appointment. Blue cells signify where you already have an appointment. Grey cells are unavailable.

To change an appointment, delete the original by hovering over the blue box and clicking *Delete*. Then choose an alternate time.

Once you're finished booking all appointments, at the top of the page in the alert box, press *click here* to finish the booking process.



My Bookings
Table with 5 columns: Time, Teacher, Student, Subject, Room
16:50 Mr J Brown Ben English E6
17:10 Mrs D Mumford Andrew Mathematics M2
17:25 Mrs A Wheeler Ben Mathematics M2
17:45 Mrs A Wheeler Andrew Mathematics M2

Step 6: Finished

All your bookings now appear on the *My Bookings* page. An email confirmation has been sent and you can also print appointments by pressing *Print*. Click *Subscribe to Calendar* to add these and any future bookings to your calendar.

To change your appointments, click on *Amend Bookings*.